

February Activity Guide

World Thinking Day

Meeting Outline:

Supply list:

- red and blue crayons
- scotch tape
- straws
- large safety pins (1 for each participant)
- facet beads (clear)
- blank paper
- pencils
- pens
- Printables
 - United Kingdom of Great Britain Fact Sheet
 - Flags of England
 - SWAPS
 - Girl Scouts of England coloring sheet
 - United States Flag

Meeting Prep:

- Print enough coloring sheets for each girl.
- Cut flags and SWAPS items.

For more information about GS Express, instructions and forms, [click here.](#)



Pledge and Promise: Girls stand to say the Pledge of Allegiance, while one girl holds the American flag:

“I pledge allegiance to the flag
of the United States of America,
And to the republic for which it stands,
one nation under God,
Indivisible, with liberty and justice for all.”

Have the girls remain standing for the promise. Recite the Girl Scout Promise aloud together as a group:

On my honor, I will try:
To serve God and my country,
To help people at all times,
And to live by the Girl Scout Law.



Thinking Day Activity:

England – see attached info

Read the United Kingdom of Great Britain outline- Share information about Girl Scouts of England with the girls.



Complete the Flag Craft

Give each girl a flag to color with crayons.

Cut out the flag and tape a straw to the flag to make a pole. Girls say the Brownie Guide Promise for United Kingdom of Great Britain:

I promise I will do my best
To love my God,
To serve the Queen and my country
To help other people
And
To keep the Guide Law.

SWAPS

4

Explain what SWAPS mean to Girl Scouts:

Girl Scouts often make small tokens of friendship to exchange with other Girl Scouts they meet. These little gifts are called SWAPS, which stands for Special Whatchamacallits Affectionately Pinned Somewhere. It can also stand for Shared with a Pal.

Attach WAGGGS flag, WAGGGS pin, England's flag and a facet bead to a safety pin. This represents royalty (work in pairs and have parents help).

Trade SWAPS!

5

England Girl Scout Coloring Sheet

Give each girl an activity sheet to color.

6

Sing the Friendship Circle Song:

Have the girls hold hands (right hand over left) in a circle.



Make new friends, but keep the old
One is silver and the other's gold
A circle is round, it has no end
That's how long I want to be your friend.

7

Allow for Q&A with the parents / Dismissal



United Kingdom of Great Britain

ENGLAND

England is a country that is part of the United Kingdom. It shares land borders with Scotland to the north and Wales to the west. The Irish Sea lays northwest of England, while the Celtic Sea lies to the southwest. Juliette Gordon Low, founder of Girl Scouts lived here for some time. This is where an acquaintance of hers founded Boy Scouts. After joining the Girl Guides in England, Juliette Gordon Low decided to start a similar movement in the U.S., thus the creation of Girl Scouts.

Capital:	London
Currency:	Pound Sterling
Colleges and University:	Oxford and Cambridge
Government:	Constitutional Monarchy

Famous Landmarks: (might want to show pictures if time permits)

- Many castles
- Centuries old Royal Palaces
- Ancient Roman sites
- Buckingham Palace
- Big Ben
- Canterbury Cathedral
- City of Bath
- Eden Project
- Lake District National Park
- London Bridge
- Stonehenge
- Tower of London




Founding Member of WAGGGS
Girl Guide/Girl Scouting introduced in 1909
WAGGGS region: Europe

Girl Guide Age Groups:	
Rainbow Guide	5 and over
Brownie Guide	7 and over
Guide	10 and over
Senior Section	14-25

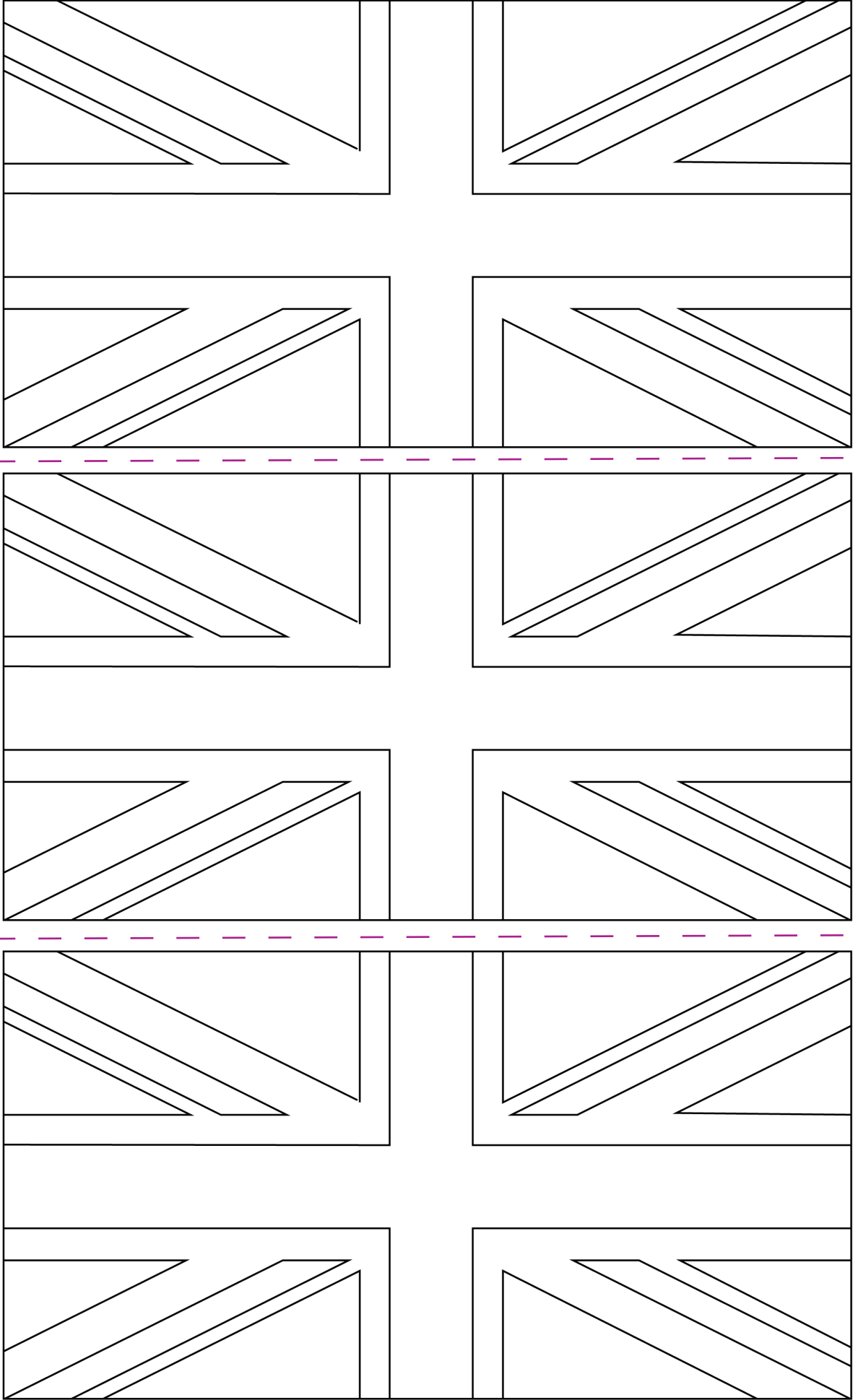

Brownie Motto: Lend a Hand






Pax Lodge - WAGGGS World Center
London, England
<https://www.waggs.org/en/our-world/world-centres/pax-lodge/>



Official flag of England



SWAPS



Girl Scouts of England Coloring Sheet

